


SOFIA PROFESSIONAL 30"

30" INDUCTION PROFESSIONAL RANGE

CODE ID








F6PIR304S1



-  Easy Clean Ceramic Glass
-  Power Boost Burner
-  Pan Detection system
-  Residual Heat Sensor

-  Dual True Convection
-  Soft Closing Door
-  Self Clean Oven
-  Multi-level cooking
-  1 Telescopic Rack
-  Cool Touch Door
-  Digital Controls
-  Meat Probe
-  Fast Pre-Heat

COLOR KIT

	STAINLESS STEEL
	MATTE BLACK RAL 9004
	GLOSSY BLACK RAL 9004
	GLOSSY RED RAL 3003
	GLOSSY WHITE RAL 9016
	MATTE WHITE RAL 9016
	MATTE GREY RAL 9007

OPTIONAL ACCESSORIES

PDRKIT30 ...	Color kit
F6BG30IND	Island trim
F6BG30STD	Standard trim
F6BG30HBT	High back trim
F6BG30BCI	Island trim
INDUKIT4	Induction plate adapters
FMTRP30	Telescopic rack

SPECIFICATIONS

COOKING SURFACE

4 Single Induction cooking zones
Elegant Ceramic glass surface
Premium induction technology for unsurpassed performance
Booster function for each cooking zone
Residual heat and Power-on Indicators
Melting and Simmering function
Pot Detection System
Child Lock Function
Failure Codes Indication
Automatic Heat-up Time

OVEN

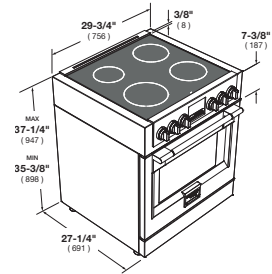
Dual True Convection
Self-cleaning oven with Multifunction baking
Black Porcelain enamel interior
Cool to the touch soft closing door
Extra-large baking cavity and viewing area
3 Halogen lights for flawless visibility
Total capacity 123 lt
Total capacity 4.4 cu. ft.
2 chrome racks
1 telescopic rack
Enameled Broiler Pan

OVEN FUNCTIONS

Bake
Broil
Roast
Convection
True Convection
Warm / Proof / Dehydrate
Electronic cooking programmer
Meat Probe
Self-Clean
Sabbath Mode

SOFIA

INDUCTION PROFESSIONAL RANGE



CODE ID		30" INDUCTION PROFESSIONAL RANGE - F6PIR304S1	
Series	600		
Finish	Professional Design - Stainless Steel		
CONTROL PANEL			
Control Type	6 Heavy Duty Knobs		
Oven Programming	Electronic with 6 Touch Keys		
Display: Clock - Temperature - Function	White LED		
Language	English / French / Spanish		
COOKTOP			
Type	INDUCTION		
Cooking Surface	Ceramic Glass		
INDUCTION COOKTOP FEATURES			
	Pot Detection System		Residual Heat Indication
	Melting Function 113°F / 45°C		Simmering Function 158°F / 70°C
	Digital Display for Power Level		Booster/Fast Boil Function for Each Zone
	Failure Codes Indication		Power Levels: 1 to 9
	Cooling Fan System		Heat up time automatic
	Child Lock Function		Cooking Zones: 4
	Knob for power setting		
Burners types (Front-L) - Power (Max/Booster)	Inductor	9" (230 mm)	2300W / 3700W
Burners types (Rear-L) - Power (Max/Booster)	Inductor	6 - 1/2" (165 mm)	1400W / 2200W
Burners types (Center dual circuit) - Power (Max/Booster)		-	
Burners types (Center single circuit) - Power (Max/Booster)		-	
Burners types (Front-R) - Power (Max/Booster)	Inductor	7 - 3/4" (200 mm)	1850W / 3000W
Burners types (Rear-R) - Power (Max/Booster)	Inductor	7 - 3/4" (200 mm)	1850W / 3000W
OVEN			
Type	Electric Self-clean - Dual Convection (True Euro Conv.)		
Temperature Regulation	Electronic Control (min/max 170/550°F - 75/290°C)		
OVEN FUNCTIONS			
	Pyrolytic Self-Clean		Broil
	True Convection		Dehydrate
	Convection Broil		Thaw (Defrost)
	Convection Roast		Proof (Warm)
	Pizza (Lower Convection)		Keep warm (Warm Plus)
	Bake		Oven Lights
ELECTRIC OVEN FEATURES			
	Preset/Last Used Temperature Memory		Preheat Indicator (25%, 50%, 75%, 100%)
	Child Door Lock		Control Display Lock
	Fast Preheat		12/24 Hour Clock Formats
	Sabbath Mode		Temperature Display °C/°F
	Meat Probe		
OVEN DOOR(S)			
Oven Glass Window	Deep Embossed Extra Wide Window		
Door Cooling System	4 Heat Resistant Glasses		
Door Hinges - Soft-closing System	Heavy Duty Steady Tilt		
Handle Style	Stainless Steel Tube with Metal End caps		
OVEN CAVITY			
Total Capacity (lt)	123		
Total Capacity (cu. ft.)	4,34		
Usable Capacity (cbft)	4,1		
Cavity Enamel Color	Black		
Rack Positions	6		
Oven Lights	3x20W Halogen		
HEATING ELEMENTS (@240V)			
Broil Upper Heating Element	3500 W		
Upper Auxiliary Element	1032 W		
Concealed Bake Lower Heating Element	3000 W		
Convection Element	2 x 1300 W		
OVEN ACCESSORIES			
	2 Chrome Racks		1 Telescopic Chrome Rack
	1 Enameled Broiler Pan (basin + anti splash)		
DIMENSIONS/WEIGHT			
Overall dim - Width	29 - 3/4"	758 mm	
Overall dim - Height (min - max)	36 - 3/8", 38 - 1/4"	923 mm - 972 mm	
Overall dim - Depth	29 - 3/4"	756 mm	
Gross Weight	311 lbs	141 kg	
POWER / RATINGS (208/240 V, 60 HZ)			
kW / Amps rating at 120-240V, 60Hz	11kW - 45.8A		
kW / Amps rating at 120-208V, 60Hz	10kW - 48.5A		
Power Cable	Nema 14-50P		
INSTRUCTIONS FOR USE			
Use & Care Manual / Installation Manual	English / French / Spanish		